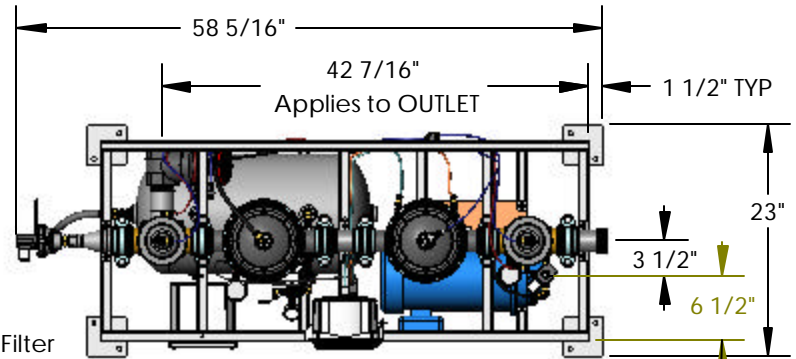
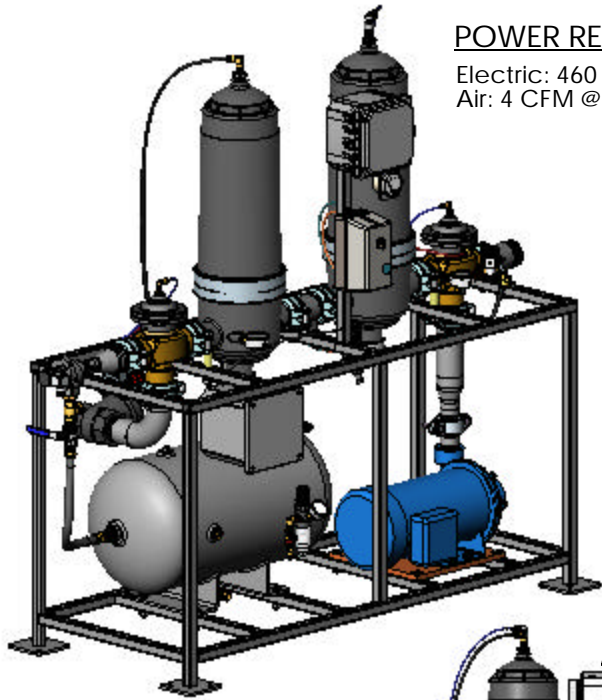


POWER REQUIREMENTS

Electric: 460 VAC/3 phase (Hard wired)
 Air: 4 CFM @ 60-100 PSI

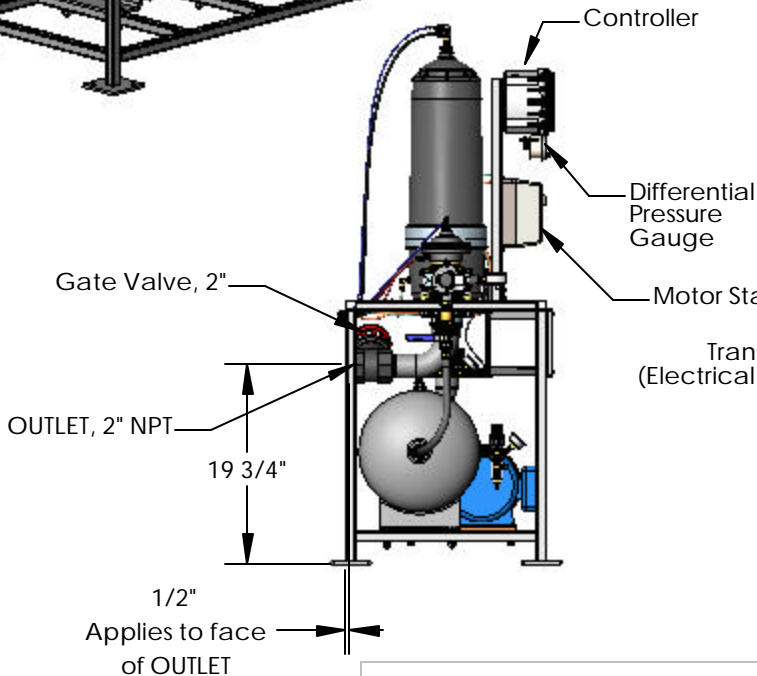
REVISIONS			
REV.	DESCRIPTION	DATE	APPROVED
A	Location dimensions added to INLET & OUTLET	4/25/03	JRL
B	Revised for Single Line Feed	9/4/03	JRL



ATD-2SW-130 Filter
 (130 Micron)
 Polyamide Housing

Applies to Pump INLET

Backflush Manifold
 2" NPT



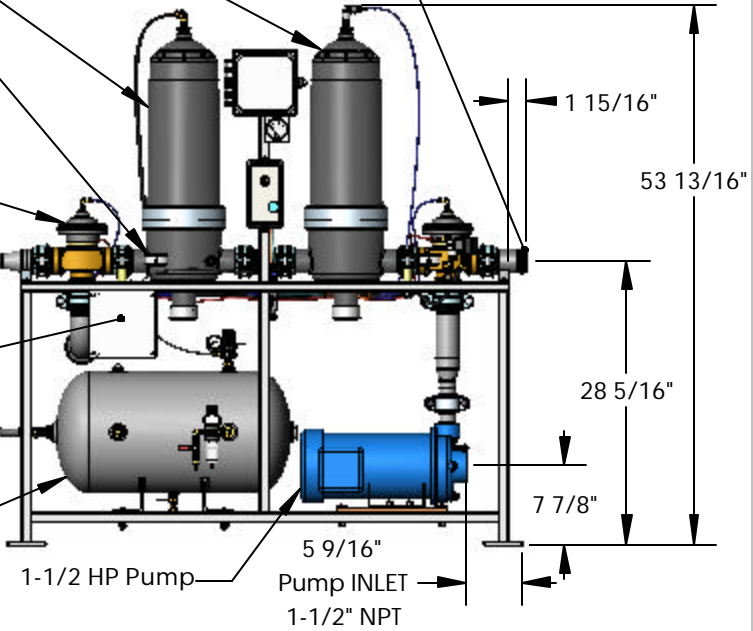
ATD-2SW
 Water Reservoir

Pressure Gauge

2x2 Angle
 Flow Valve
 2 Places

Transformer
 (Electrical Connection)

Air Reservoir



1-1/2 HP Pump

5 9/16"
 Pump INLET
 1-1/2" NPT

PRODUCT SPECIFICATION
MILLER-LEAMAN INC.
 800 Orange Ave. Daytona Beach FL 32114

DRAWN	J. Kelley	01/08/03
CHECKED		
ENG APPR.		
MKT APPR.		
SHEET 1 OF 1		

TITLE
**Single Pod Air-Assist
 Turbo-Disc Filter System
 AA-ATD2(1)x2-130M-P50-A**